



Apollo DIN-Rail Enclosure

When using the Apollo DIN-Rail Enclosure (part nos 29600-239, 29000-240) in intrinsically safe (IS) systems, please ensure the following:



It is important that segregation be provided between the IS and non-IS circuits. A distance of at least 50mm **must** be preserved between live conducting parts of IS and other circuits.

A warning label should be attached to the box cover to indicate that IS circuits are present. This label is provided inside the enclosure.

The enclosure must always be installed inside the safe area. **Never install this enclosure in the hazardous area.**

Figures 1, 2 and 3 show how to connect a conventional and an addressable IS circuit safely using the Apollo enclosure.

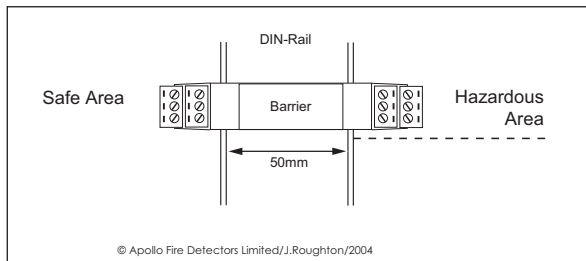


Fig 1 Conventional IS configuration

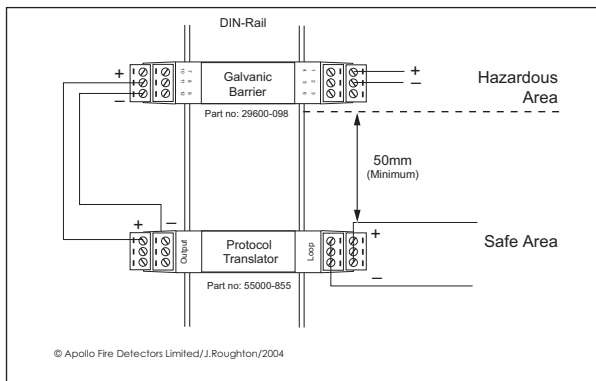


Fig 2 Analogue addressable IS configuration for 29600-239

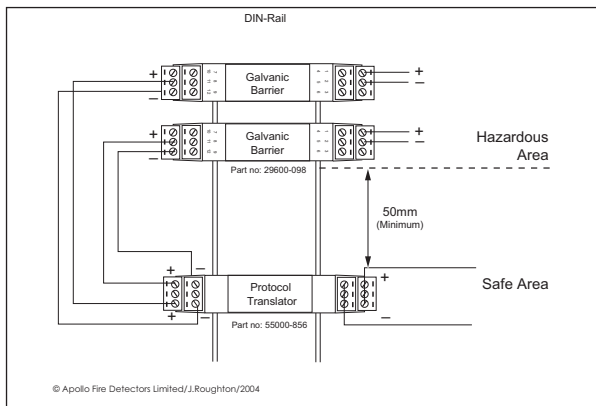


Fig 3 Analogue addressable IS configuration for 29600-240

For further information relating to Apollo IS products, please refer to Apollo publications PP2028 (Series 60) and PP1095 (XP95).